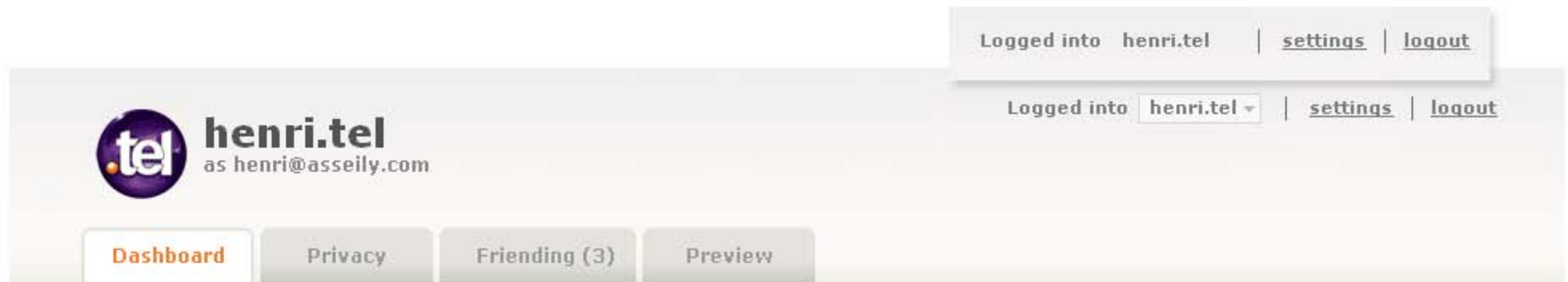


GENERIC HEADER

01

- 1 Logout logs the user out of the nsp without any confirmation dialogue.
- 2 Settings takes the user to a new screen that encompasses all advanced features such as domain record administration and presentation features
- 3 The henri.tel chooser is a <select> that allows the logged in user to toggle between other top level .tel's they might administer.
- 4 The .tel logo is accompanied by an indication of the dot.tel you are currently administering and beneath is an indication of the username you are logged in as.





henri.tel
as henri@asseily.com

Logged into henri.tel as user henri@asseily.com | [settings](#) | [logout](#)

There are 4 stages to the welcome wizard first pass process. Stage one welcomes the user and asks that they choose their language preference.

English (Int)

Welcome to the telHosting Platform

Let's take a few moments to set up your .tel
This is a simple three step process.

Start!



henri.tel
as henri@asseily.com

Logged into henri.tel as user henri@asseily.com | [settings](#) | [logout](#)

[+ English \(Int\)](#)

1

2

3

Basic contact information

Enter one or more publicly viewable pieces of information.



Phone (work)



+1



555 9009 878

[Add another +](#)

[Continue](#)

Stage 2 asks the user to choose a type of contact information. Then enter the value of that item - ie. 2078782762

Then the user can continue or click [Add another +](#) to add another item.

[Add another +](#) becomes active when the data item above validates



henri.tel
as henri@asseily.com

Logged into **henri.tel** as user henri@asseily.com | [settings](#) | [logout](#)

[+ English \(Int\)](#)

1

2

3

Basic contact

Enter one or more publicly visible items of information

First item of contact information has been entered and user has clicked [Add another +](#) items of information.

Phone (work)

| +1

555 1111 222

Phone (work)

| +1

This must be a number

barnaby

Data entered does not validate as a phone number and the error is handled inline. [Add another](#) and continue are not active until all data is valid.

[Continue](#) ▶

 **henri.tel**
as henri@asseily.com

Logged into [henri.tel](#) as user henri@asseily.com | [settings](#) | [logout](#)

[+ English \(Int\)](#)



Customise your header

This header will appear at the top of your .tel web page.

For example your name, company name and address, current status information etc. Check out the example below for inspiration.

Textfield initially contains instructional data. When this textfield takes focus, the field is emptied, as is the example below. The text entered is reflected below.

Initially the text header example reads as here. When the textarea above takes focus, this text reflects that entered. Almost a live preview.

henri.tel



[www](#)

Henri Asseily, General Partner.
Tanexi Ventures
32 Boulevard Haussmann,
75009 Paris, France

Search

go

[← Back](#)

[Continue →](#)



henri.tel
as henri@asseily.com

Logged into henri.tel as user henri@asseily.com | [settings](#) | [logout](#)

English (Int)

1

2

3

Customise your dashboard

Choose a preset for the dashboard interface. You can change your mind later at any time by going into the settings area.

- An individual
- A working professional
- A small company
- A large company
- Other...

Advanced

User can opt to see the advanced options that allow for custom configuration of what is presented on the dashboard.

Standard options present the user with an easy way of configuring their dashboard without any real understanding of the terminology.

User selects one of the options.

Back

Continue



Customise your dashboard

Choose a preset for the dashboard interface. You can change your mind later at any time by going into the settings area.

An individual

A working professional

A small company

A large company

Other...

Enable privacy

Enable profiles

Enable folders

Allow friending requests

[Hide advanced](#)

An individual: Enable privacy, profiles, & display friending on my dot.Tel

A working professional: Enable privacy, profiles, folders & display friending on my dot.Tel

A small company: Enable profiles, folders & display friending on my dot.Tel

A large company: Enable folders

If the user edits the advanced options, the basic selection defaults to **Other...**

◀ Back

Continue ▶

Utility bar and domain toggle tool.

Top level tab navigation.

Folders or sub-domain navigation

Profiles actions. Only visible at root level.

Friending requests

Items inside selected folder from the domain navigation.

Colored items are enabled, faded items are disabled.

On **mouseover** the action **edit** and the handle to drag the item are revealed. Any item can be dragged on the vertical axis.

Location. Relates to current folder, just as items in the list.


Keywords for this folder/sub-domain.

The screenshot shows a web dashboard for 'henri.tel' with the following elements:

- Utility bar:** 'Logged into henri.tel - | settings | logout'
- Navigation tabs:** 'Dashboard' (selected), 'Privacy', 'Friending (3)', 'Preview'
- Folders sidebar:** 'Folders' with sub-items: 'henri.tel', 'gaming', 'world of magic', 'Warhammer' (selected), 'Discworld', 'time crisis'. An 'Add' button is visible.
- Profile information:** 'Profile: Default' with actions 'Activate', 'Rename', 'Delete'. A 'Text header' field contains placeholder text.
- Item list:** A table of items with checkboxes, icons, and actions. Items include 'Mobile: Current', 'Work (Work)', 'Fax', 'Email (Primary)', 'Email (Alternate)', and 'Skype IM & Voice Call'. A context menu is open over the 'Email (Primary)' item, showing 'Add', 'Enable', 'Disable', 'Delete', 'Copy to...', and 'Move to...'. A vertical drag handle is visible on the right side of the list.
- Keywords section:** 'Keywords (Warhammer)' with a 'Select Type (optional)' dropdown and an 'Add' button. A table below has columns for 'Type' and 'Value'.
- Location section:** 'Location (Warhammer)' with a map and a 'Set location' button.
- Friendship requests:** A list of requests with names like 'btimms', 'dmarshall', and 'kmahdavi', each with an 'accept' button.

DASHBOARD-FOLDERS

09

Folders	Add 
▶ henri.tel	

Folders	Add 
▼ henri.tel	
▶ gaming	
▶ social networks	

Folders	Add 
▼ henri.tel	
▼ gaming	
▶ world of magic	
▶ space games	
▶ shoot `em ups	

Folders	Add 
▼ henri.tel	
▼ gaming	
▼ world of magic	
▶ Warhammer	
▶ Discworld	
▶ time crisis	
▶ halo	

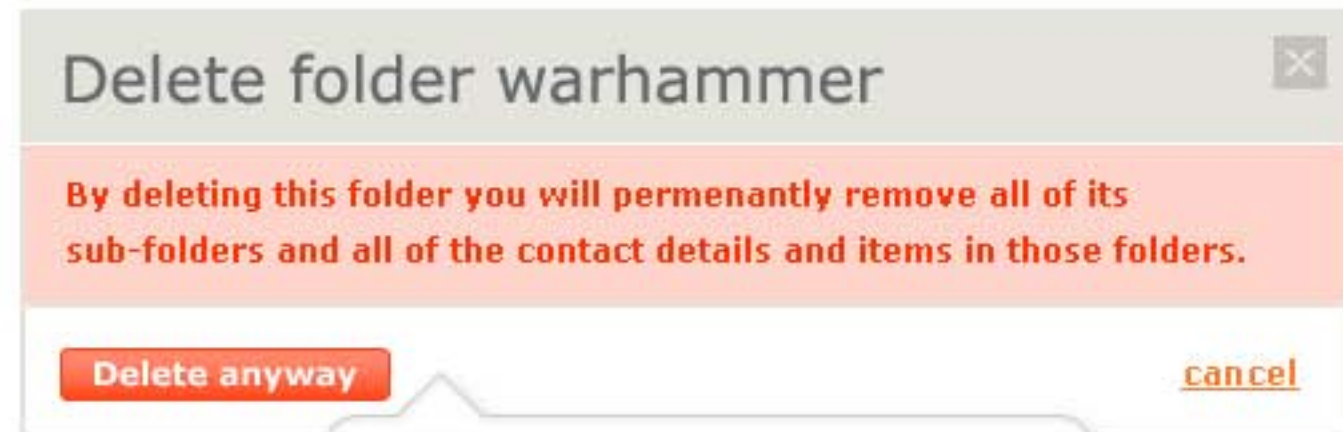
Click the **Add** call to action to activate a modal overlay - next page.

Folders	Add 
▶ henri.tel	

Folders	Add 
▼ henri.tel	
▼ gaming	
▼ world of magic delete	
▶ Warhammer	
▶ Discworld	
▶ time crisis	
▶ halo	

On mouseover, the **delete** action appears to enable the user to click the link and activate a modal overlay.

This dialogue replaces the original edit option. Resulting dialogue to be found on the next page.



Warning message re-affirms the potential scale of the operation.

User can delete anyway, cancel using the link or cancel using the modal close icon.



Where in the tree would you like to add the folder - default to current level.

You've chosen to add a folder here:

henri / gaming / world of magic / warhammer

What would you like to call this folder?

Default text yet to be written

cancel

Save

DASHBOARD-PROFILES

11

If selected profile is the active profile, the word active is shown in the select and the activate link is not shown.

Profile: Default (active)

The [Activate](#) link will set the selected profile to be active.

Profile: Default
Paris
London
New York
Create new...

At levels below root, profiles are not visible.

Information (Warhammer)

Text header: Lorem ipsum dolor sit amet, consectetur adipiscing elit. Nulla suscipit odio ut urna. Etiam blandit tempus magna.

Select: [All](#), [None](#) Actions:

<input type="checkbox"/>	 Mobile: Current +33625063106	public
<input type="checkbox"/>	 Work (Work) +9611970875	edit 
<input type="checkbox"/>	 Fax +9611970828	disabled public
<input type="checkbox"/>	 Email (Primary) henri@asseily.com	public
<input type="checkbox"/>	 Email (Alternate) hasseily@gmail.com	disabled private
<input type="checkbox"/>	 Skype IM & Voice Call hasseily	public

Click [delete](#) and user is presented with yes - no decision (are you sure)

Profile: Default (active)

Modal overlay dialogue activated when user clicks [rename](#)

Rename profile Default

What would you like to call this profile ?

Default text yet to be written



[cancel](#)








Information

Profile: [Email](#) [Phone](#) [Address](#) [Website](#)

Text header: Lorem ipsum dolor sit amet, consectetur adipiscing elit. Nulla suscipit odio ut urna. Etiam blandit tempus magna.

[cancel](#) [Save](#)

Select: [All](#), [None](#) Actions: [Select](#)  Add 

<input type="checkbox"/>	 Mobile: Current +33625063106	public
<input type="checkbox"/>	 Work (Work) +9611970875	edit 
<input type="checkbox"/>	 Fax +9611970828	disabled public
<input type="checkbox"/>	 Email (Primary) henri@asseily.com	public
<input type="checkbox"/>	 Email (Alternate) hasseily@gmail.com	disabled private
<input type="checkbox"/>	 Skype IM & Voice Call hasseily	public

The image displays a dashboard interface with a list of information items and a modal dialog for adding a new item. The dashboard items include a profile dropdown, a text header, and a list of items with checkboxes and action menus. The modal dialog is titled "Add a new item" and contains fields for item type, country code, and phone number, along with options for public/private status and profile selection.

Information (Warhammer)

Profile: Default

Text header: Lorem ipsum dolor sit amet, consectetur adipiscing elit. Nulla suscipit nunc eros. Nullam blandit tempus magna.

Select: All, None

Actions: Select, Enable, Disable, Delete, Copy to..., Move to...

Mobile: Current +33625063106

Work (Work) +9611970875

Fax +9611970828

Emergency +9611970828

Sky +9611970828

public, private, disabled

edit

Add a new item

Phone (work) +36 Eg: 7989 009364

Is this information to be public or private?
 public private

Friends

Would you like to add this information to a profile?
Default

cancel Save

User select if the data is public or private, default is public. If private the group to which it belongs is activated.

If only the default profile exists, profile selection is not necessary and therefore not displayed.

When item checkboxes are checked, the actions the user can commit upon them are:

- Enable in current profile
- Disable in current profile
- Delete from the system
- Copy to another folder
- Move to another folder

Information (Warhammer)

Profile: [Activate](#) [Rename](#) [Delete](#)

Text header: Lorem ipsum dolor sit amet, consectetur adipiscing elit. Nulla suscipit odio ut urna. Etiam blandit tempus magna.

Select: [All](#), [None](#) Actions: [Add](#)

<input type="checkbox"/>	Mobile: Current +33625063106	<input type="text" value="public"/>
<input type="checkbox"/>	Work (Work) +9611970875	edit
<input type="checkbox"/>	Fax +9611970828	
<input type="checkbox"/>	Email (Primary) henri@asseily.com	
<input type="checkbox"/>	Email (Alternate) hasseily@gmail.com	disabled private
<input type="checkbox"/>	Skype IM & Voice Call hasseily	public

On mouseover the **edit** action is visible.
The drag handle enables dragging on the vertical axis to re-order items.



Accept or reject icons require no confirmation dialogue.

Example of a tooltip, content taken from title attribute. A facility to provide assistance inline. This can be toggled on or off in the settings panel.

On click friending request fold down to reveal the message.

More takes us to the friending screen.

If no location has been selected, default map should be global.

Location (Warhammer)



SE1 7LY

Set location

Users enter location and click search icon. Set location is activated, once clicked location is saved and set location button is de-activated.

A list of the ten most recent locations is available in a select.

Location (Warhammer)

Recent locations... ▾



SE1 7LY

Set location

henri.tel administration panel

Logged into **henri.tel** as user **henri@asseily.com** | [settings](#) | [logout](#)

Select the group to edit or Create new group...

Deletes or renames currently selected group

Groups: **Friends** [Delete Group](#) [Rename Group](#)

Friends in group Add

Select [All](#), [None](#) [Remove selected](#)

<input type="checkbox"/>	Phil Green	philgreen@burtongroup.com
<input type="checkbox"/>	Sam Mendes	sam@yahoo.com
<input type="checkbox"/>	Eric Idle	eidle@spamalot.com
<input type="checkbox"/>	Zoe Shaw	zshaw@tel

Options to Add other friends to this group or select and remove friends from group. Remove selected button inactive until at least one friend is selected.

Information viewable Add

Select [All](#), [None](#) [Remove selected](#)

<input checked="" type="checkbox"/>		Mobile: Current +33625063106
<input checked="" type="checkbox"/>		Work (Work) +9613511774
<input type="checkbox"/>		Skype IM & Voice Call hasseily
<input type="checkbox"/>		Email (Primary) henri@asseily.com

Add people to group Friends

Select: [All](#), [None](#)

Add selected

<input type="checkbox"/>	Phil Green	philgreen@burtongroup.com
<input type="checkbox"/>	Sam Mendes	sam@yahoo.com
<input type="checkbox"/>	Eric Idle	eidle@spamalot.com
<input type="checkbox"/>	Zoe Shaw	zshaw.tel
<input type="checkbox"/>	Phil Green	philgreen@burtongroup.com
<input type="checkbox"/>	Sam Mendes	sam@yahoo.com
<input type="checkbox"/>	Eric Idle	eidle@spamalot.com
<input type="checkbox"/>	Zoe Shaw	zshaw.tel
<input type="checkbox"/>	Phil Green	philgreen@burtongroup.com
<input type="checkbox"/>	Sam Mendes	sam@yahoo.com
<input type="checkbox"/>	Eric Idle	eidle@spamalot.com
<input type="checkbox"/>	Zoe Shaw	zshaw.tel

[cancel](#)


Add selected buttons inactive until one or more items are selected

Add people to group Friends

You have no other friends to add to this group.

[cancel](#)


Appearance when there are no friends not in the group. Same for items.

 **henri.tel**
henri.tel administration panel

as user henri@asseily.com | [settings](#) | [logout](#)

Number of new friending requests appended to title in tab.

Dashboard | Privacy | **Friending (3)** | Preview

My friends Add 

Select: [All](#), [None](#) **Remove selected**

<input type="checkbox"/>	Phil Green	philgreen@burtongroup.com
<input type="checkbox"/>	Sam Mendes	sam@yahoo.com
<input type="checkbox"/>	Eric Idle	eidle@spamalot.com
<input type="checkbox"/>	Zoe Shaw	zshaw.tel
<input type="checkbox"/>	Phil Green	philgreen@burtongroup.com
<input type="checkbox"/>	Sam Mendes	sam@yahoo.com
<input type="checkbox"/>	Eric Idle	eidle@spamalot.com
<input type="checkbox"/>	Zoe Shaw	zshaw.tel
<input type="checkbox"/>	Phil Green	philgreen@burtongroup.com
<input type="checkbox"/>	Sam Mendes	sam@yahoo.com
<input type="checkbox"/>	Eric Idle	eidle@spamalot.com
<input type="checkbox"/>	Zoe Shaw	zshaw.tel

Friending requests (3)

Select: [All](#), [None](#) **Accept selected** **Reject selected**

<input type="checkbox"/>	btimms	10/02/2008	 
<input type="checkbox"/>	dmarshall	10/02/2008	 
<input type="checkbox"/>	kmahdavi	10/02/2008	 

Duis porta dolor vel lacus. Quisque risus. Nulla leo nulla scelerisque ac, venenatis bibendum ac, nibh.

accept

If there are no friending requests, the My Friends panel stretches to full width.

Invite or request friends ✕

Are you inviting a friend to connect with you?	Are you asking to connect with another person?
--	--

Invite or request friends ✕

Are you inviting a friend to connect with you?	Are you asking to connect with another person?
--	--

Domain: ▼ Send to:

Your message:

[cancel](#)

Invite or request friends ✕

Are you inviting a friend to connect with you?	Are you asking to connect with another person?
--	--

Send to dot.Tel user:

Your message:

[cancel](#)

Invite or request friends ✕

Are you inviting a friend to connect with you?	Are you asking to connect with another person?
--	--

You have successfully sent a friending message to name@domain.com

[Send another](#)

We need you to login

Username:

Password:

[cancel](#)

Friending requires that you login to the SO.

AJAX username & password reveals secret question and answer. Login removes this dialogue and takes you to page 20.

Password:

Toggles presentation of password as text or asterisks - alternate state.

We need you to login

Username:

Password:

Your security question is:

The answer is is:

[cancel](#)

Toggles presentation of password as text or asterisks.

This screen is a suggestion. We would like to be able to offer the user a preview of the web proxy.

If possible, we would also like to be able to change the appearance to see how it would look to certain groups or with different profiles enabled.

henri.tel administration panel

Logged into **henri.tel** [Logout](#)

Dashboard Privacy **Friending (3)** **Preview**

Folders

- ▶ henri.tel

Preview your DotTel as: Friends

henri



Henri Asselly, Chief Strategist, Telnic Limited



Mobile (Current)
[+33625063106](#)



Work (Work)
[+9611970875](#)



Fax
[+9611970828](#)



Email (Primary)
henri@asseily.com



Email (Alternate)
hasseily@gmail.com

There may be private data available. To view please login below

Username

Password

[Forgotten password?](#) [Get a login](#)

Remember me

Login

Search

Find